



# Phonics Screening Check



# What is Phonics?

---

Children begin to learn phonics (sounds) in Early Years both Nursery and Reception.

Once children begin learning sounds, these sounds are used orally to identify and make words.

They will then begin to learn the letters which make each of the sounds and these are used to read and spell words. For this reason, the first initial sounds that are taught are 's', 'a', 't', 'p', 'i', 'n'.

These can immediately be blended for reading to make simple CVC words (consonant, vowel, consonant) e.g. sat, pin.

Children then develop segmenting for writing skills; breaking the word into sounds to spell it out.



# What is the Phonics Screening Check?

---

- In Year 1, every child in the country will take a phonics test.
- The focus of the check is to provide evidence of children's decoding and blending skills, not to test their vocabulary.
- The test is taken one-to-one with a teacher. The children will not be told it is a test. Just that they are doing a reading activity.



# What do the children have to do?

---





- Each test takes approximately 10 minutes to complete.
- The children will be asked to say each sound in a word and blend the sounds together. e.g. d-o-g – dog.
- The test will consist of 40 words + 8 practise words. Some real words, some alien words.
- The last few words usually have two syllables.
- [Training video](#)



# Children will be told if the word is a real or 'alien' word, with a corresponding alien image



in
at
beg
sum

ot	
vap	
osk	
ect	



# How will it be conducted?

---

- Each child will have their allotted time to take the test with Miss Campbell within the week commencing Monday 10 June 2024.
- The test will be taken in a quiet area of the school.



# The results

---

- The children will be scored against a national standard.
- We are not told the pass mark until all the tests have been submitted.
- If your child does fall below the national standard, they will have the chance to re-take the test in Year 2.
- Your child's result will be included in their end of year report.
- Results from the check will be used by schools to analyse their own performance and for Ofsted to use in inspections.

# How can you help?



- Encourage children to use their blending skills to help them read a word. If your child is struggling to decode a word, help them by encouraging them to say each sound in the word from left to right.
- Children can practice their phonics by playing games online, particularly games with 'alien' words such as:
  - ❖ Buried Treasure
  - ❖ Poopdeck Pirates
  - ❖ Picnic on Pluto
- [Example screening check](#)
- [Past papers](#)
- Continue to read as much as possible with your child.
- Play lots of sound and listening games with your child.
- Encourage and praise – get them to have a 'good guess'.
- Blend the sounds by pointing to each one, e.g. /c/ in cat, /p/ in pat, /ng/ in sing, /ee/ in been.
- Discuss the meaning of words if your child does not know what they have read.







ANY

QUESTIONS?